



Before You Start

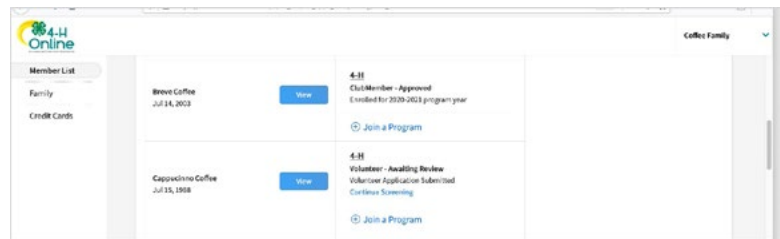
Please note that the member modification date may vary by animal type. There may be animal types that members may not add, but will need to contact a manager to add on behalf of the member.

Steps

(Screen appearance may vary per state)

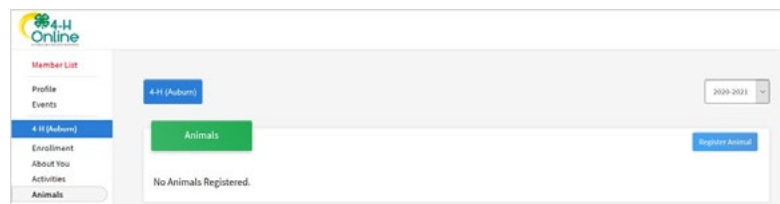
1. Log in to your family account.

2. Click to View the Member's record for whom you would like to add an animal.

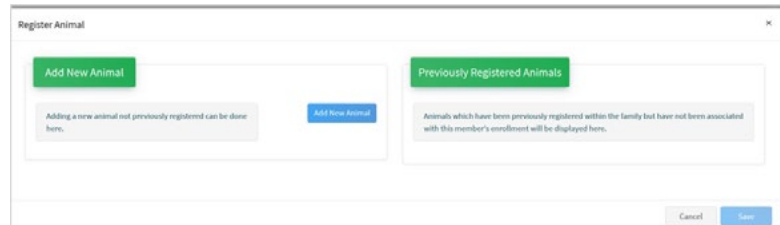


3. Click Animals in the navigation pane.

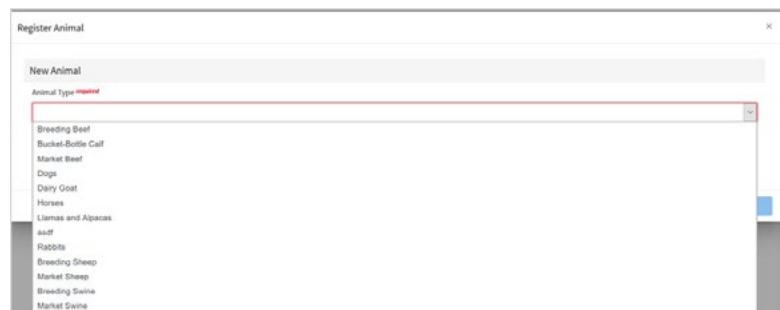
4. Click the blue Register Animal button.



5. Click Add New Animal to start adding a new animal.

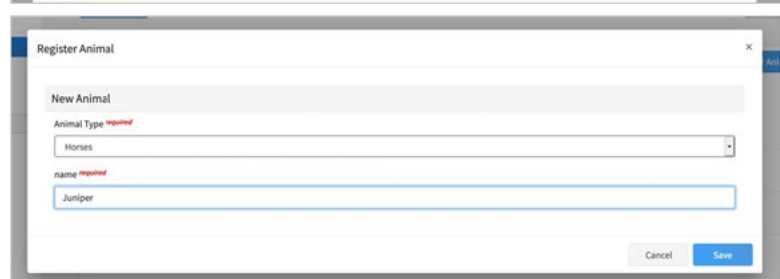


6. Select the appropriate animal type from the drop-down menu.



7. Enter the required Tag, Tattoo, or Animal Name as directed.

8. Click Save.



Steps

(Screen appearance may vary per state)

9. Complete each of the required fields and optional fields as needed.

** Please note that the fields may vary by state and animal type.

10. Click the Next button at the bottom of the form.

11. Upload any required or optional files for this animal.

12. Click the Next button

13. Review the entered information. Use the Back button at the bottom of the page to return to the previous screen to make corrections.

14. Once the entered information is correct and reviewed, click the Submit button.

15. The animal information will display on the screen with the status, created, modified, and submitted date and time stamp (local time).

If animal approval is needed, you will receive an email when your County manager has approved the animal record.

4-H Online Member List Coffee Family as Brent Coffee Member

Profile Events 4-H (Adult) Enrollment About You Activities Animals Awards Clubs Consents Groups Health Invoice Projects Questions Files Screening Trainings

Questions Files Confirm

Animal

Animal Age: 4

Animal Name: Juniper

Breed: Paint Horse

4-H Online Member List Coffee Family as Brent Coffee Member

Profile Events 4-H (Adult) Enrollment About You Activities Animals Awards Clubs Consents Groups Health Invoice Projects Questions Files Screening Trainings

Questions Files Confirm

Files

Front of Animal

Side of Animal

No Image Selected

4-H Online Member List Coffee Family as Brent Coffee Member

Profile Events 4-H (Adult) Enrollment About You Activities Animals Awards Clubs Consents Groups Health Invoice Projects Questions Files Screening Trainings

Questions Files Confirm

Files

Front of Animal

Side of Animal

No Image Selected

Back Submit Delete

4-H Online Member List Coffee Family as Brent Coffee Member

Profile Events 4-H (Adult) Enrollment About You Activities Animals Awards Clubs Consents Groups Health Invoice Projects

Juniper

Animal - Submitted

Created on Oct 26, 2020 5:47 PM

Modified on Oct 26, 2020 5:49 PM

Submitted on Oct 26, 2020 5:49 PM

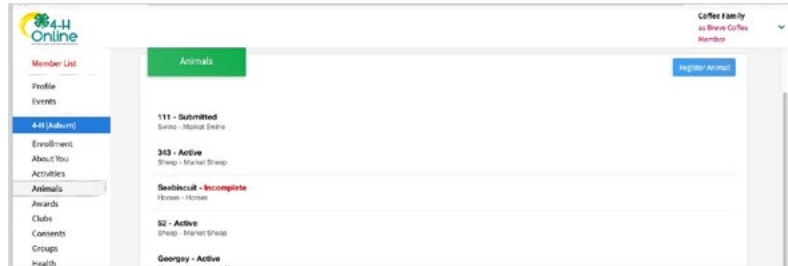
Juniper Horses

Animal

Steps

(Screen appearance may vary per state)

Click on the Animals tab from your account at any time to view the status for all of the animals for a member in the family.



SDSU Extension is an equal opportunity provider and employer in accordance with the nondiscrimination policies of South Dakota State University, the South Dakota Board of Regents and the United States Department of Agriculture.

Learn more at extension.sdstate.edu.